

Destinations 2004

Year 11 completers

Introduction

Connexions Cornwall and Devon helps all young people engage in learning and work. We can only do this if, with our partners, we understand the needs of our young people, and can plan provision and services to meet those needs.

Our annual destinations survey tells us what post-16 options our year 11 completers chose. It is an important way in which we can build up a picture of the needs and trends of the youth market. Individual schools have received a detailed breakdown of the destinations of their year 11 cohort. The information within this leaflet provides a short overview and is also available on www.connexions-cd.org.uk.

Methodologies for calculating some percentage figures in this report have changed since previous years, and it is not possible, therefore, to directly compare figures in this publication with those from previous years' reports.

Connexions Cornwall and Devon
Tamar Business Park, Pennygillam Industrial Estate,
Launceston PL15 7ED
Tel: 01566 777672 Fax: 01566 777713
E-mail: partnership@connexions-cd.org.uk
www.connexions-cd.org.uk



INVESTOR IN PEOPLE

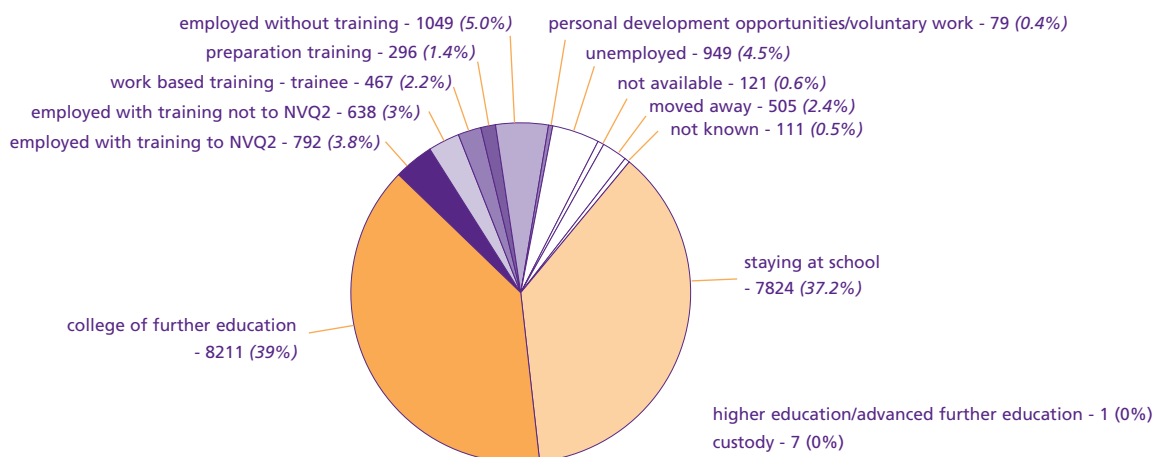


CUSTOMER SERVICE EXCELLENCE

connexions

CORNWALL AND DEVON

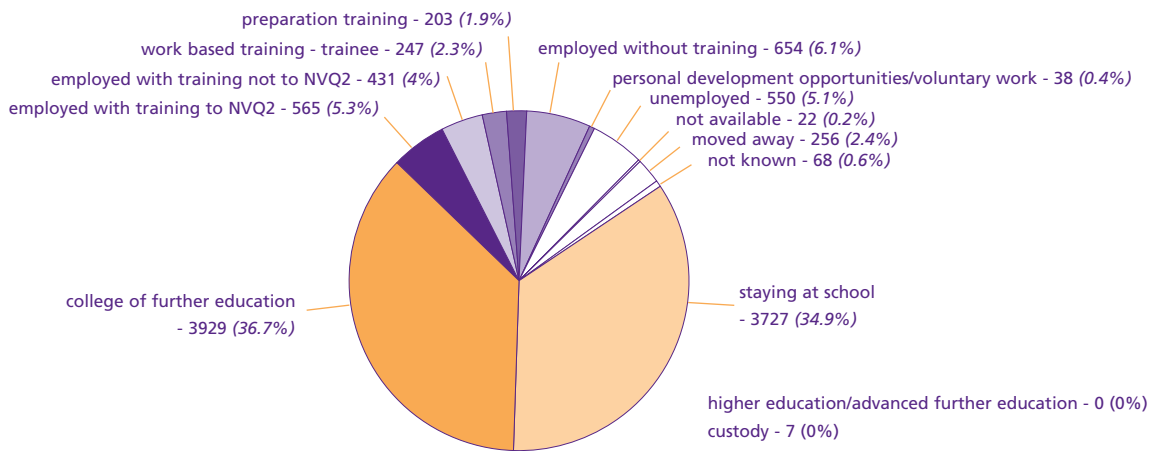
Destinations 2004 Year 11 completers in Cornwall and Devon



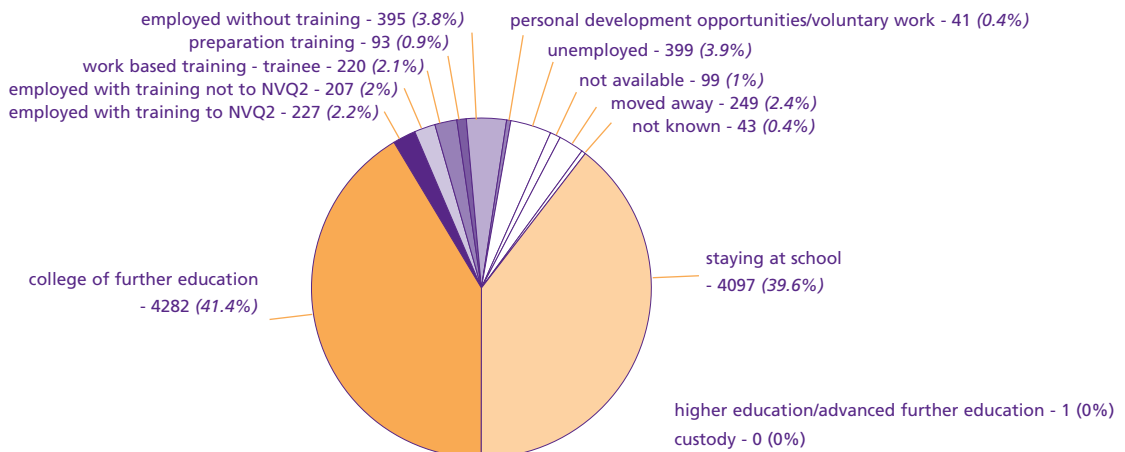
- The recorded year 11 cohort increased by 1.7% from 20,697 in 2003 to 21,050 in 2004. Since 2000 the year 11 cohort recorded by Connexions has grown by 12.2%, although this trend is forecast to reverse over the next five years. The effect of net inward migration of families with secondary age children, is thought to have contributed to the growth.
- The approved DfES methodology for calculating the percentage in learning figure, has been changed this year so that the denominator includes both those who are known to have moved away, and those who are not available. In previous years these two groups were deducted from the cohort, before the calculation was made. Rebasings all previous years' figures using this new methodology, shows an increased percentage in learning in 2004, compared with all of the previous five years. From this year those in jobs with training that do not lead towards NVQ level 2 or above, are not counted as being in learning.
- In 2004, 83.6% of year 11 completers entered learning, compared with 81.1% in 2003, and 81.1% in 2002 (all figures calculated using the 2004 methodology).
- The number and percentage of year 11 completers remaining in full-time education has risen significantly since 2003. Of the 2004 year 11 completers, a total of 16,035 remained in full-time education, equivalent to 76.2%. The equivalent figure for 2003 was 14,919 (72.2%). The percentage remaining in full-time education in 2004, was greater than for any of the last five years.
- 3,242 of the year 11 completers entered work or training options in 2004, equivalent to 15.4% and a decline since 2003, when 3,311 (16.1%) chose these options. There was a slight rise, however, in the percentage of year 11 completers who entered work without training in 2004 – 5%, compared with 4.8% for 2003.
- Unemployment fell, continuing the trend of the previous three years. The number of 2004 year 11 completers recorded as unemployed was 949, equivalent to 4.5%, compared with 5.6% in 2003, 5.9% in 2002 and 6.2% in 2001. The percentage of the year 11 completers who were not available for employment, education or training in 2004, due, for example, to motherhood or long term limiting illness or disability was the same as in the previous year, at 0.6% of the cohort.
- The percentage of year 11 completers whose initial destination remained not known at the end of the survey, was 0.5% (111 young people), compared with 0.8% in 2003, and 1.8% in 2002.

Destinations in Cornwall and Devon

Males

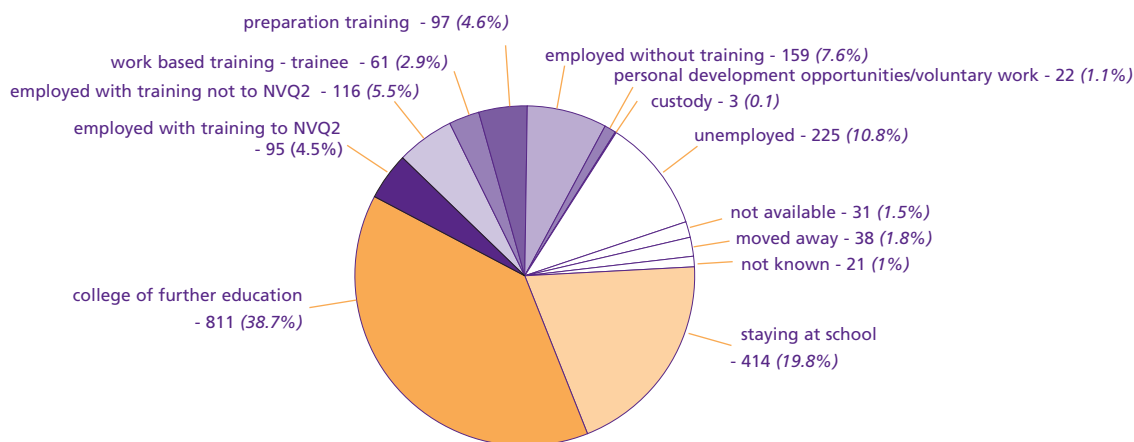


Females



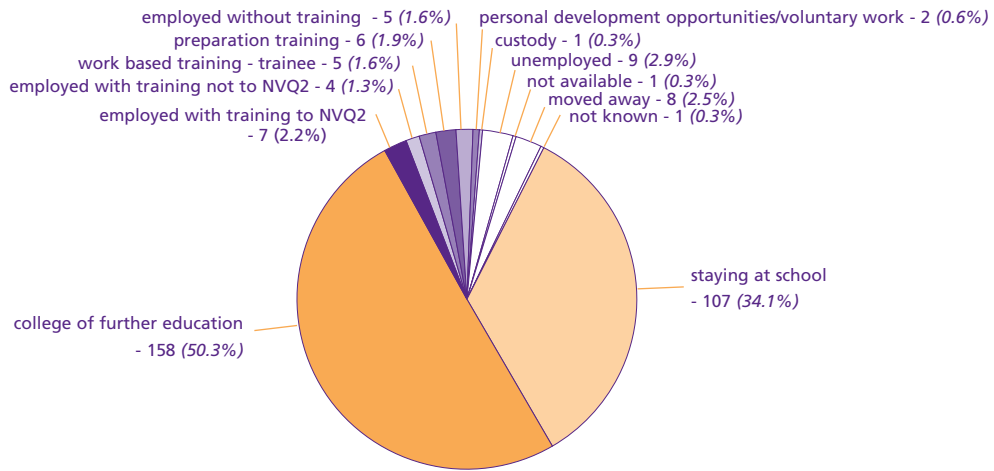
- A significantly higher proportion of year 11 females remained in full-time education, compared with year 11 males. In total, 8,379 year 11 females either returned to school or full-time further education, equivalent to 80.9%, compared with 7,656 or 71.6% of year 11 males. The percentage of year 11 males remaining in full-time education, however, rose from 66.9% in 2003.
- 19.6% of year 11 males entered work or training options compared with only 11% of year 11 females.
- A greater percentage of year 11 males were unemployed – 5.1% compared with 3.9% of year 11 females. There were more than four times as many year 11 females, however, who were not available – 99 (1%) compared with 22 (0.2%) year 11 males. This difference is likely to reflect a greater proportion of year 11 females with caring responsibilities, either for their own child, a parent, or sibling.

Destinations of young people with learning difficulties and/or disabilities (LDDs) (including those supported through school action, school action plus and statements).



- A total of 2,093 year 11 completers, were recorded by Connexions as having learning difficulties and/or disabilities (LDDs). This includes students supported through school action, school action plus, or a statement of special educational need, whether in mainstream schools, special schools, or another setting (e.g. pupil referral unit).
- Of this total 1,225, equivalent to 58.5%, remained in full-time education, although the percentage of special schools' students remaining in full-time education was much higher at 75.3%. Also taking work based learning opportunities into account, 70.5% of all students with LDDs remained in learning, and 80.6% of students from special schools remained in learning.
- A much higher percentage of year 11 completers with LDDs were not in employment, education or training at the time of the survey, compared with the year 11 completers as a whole. Overall, 10.8% of year 11 completers with LDDs were unemployed and 1.5% not available, compared with 4.5% and 0.6% respectively for the whole of year 11.
- Those supported through school action plus were at particularly high risk of inactivity, with 15.1% being unemployed, and a further 1.6% not available.

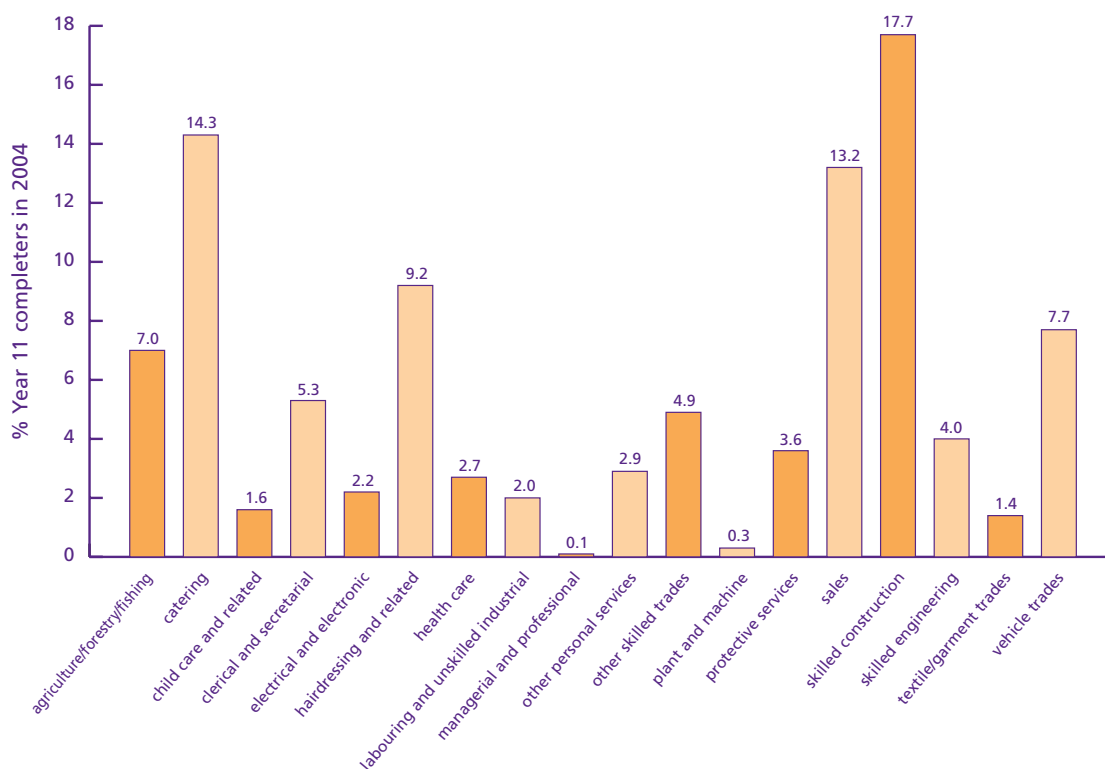
Destinations of young people from black and minority ethnic (BME) groups



- 314 year 11 completers were recorded as being from black and minority ethnic (BME) groups, equivalent to 1.5%. Of these, 84.4% remained in full-time education, and 90.1% were in learning, compared with equivalent figures of 76.2% and 83.6% respectively, for the year 11 completers as a whole.
- 2.9% of young people from BME groups were unemployed, and 0.3% not available, both significantly lower percentages than for all year 11 completers.

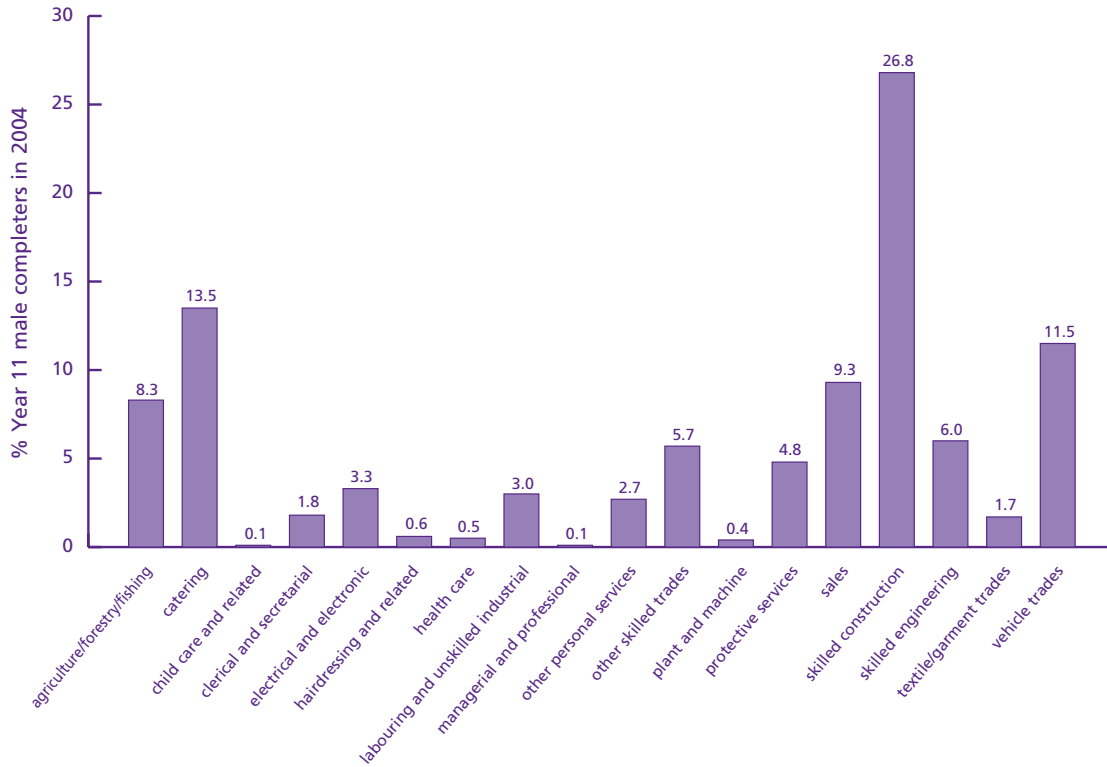
Employment and training by occupational sector in Cornwall and Devon

Occupational breakdown (percentage) of year 11 completers who entered work and training

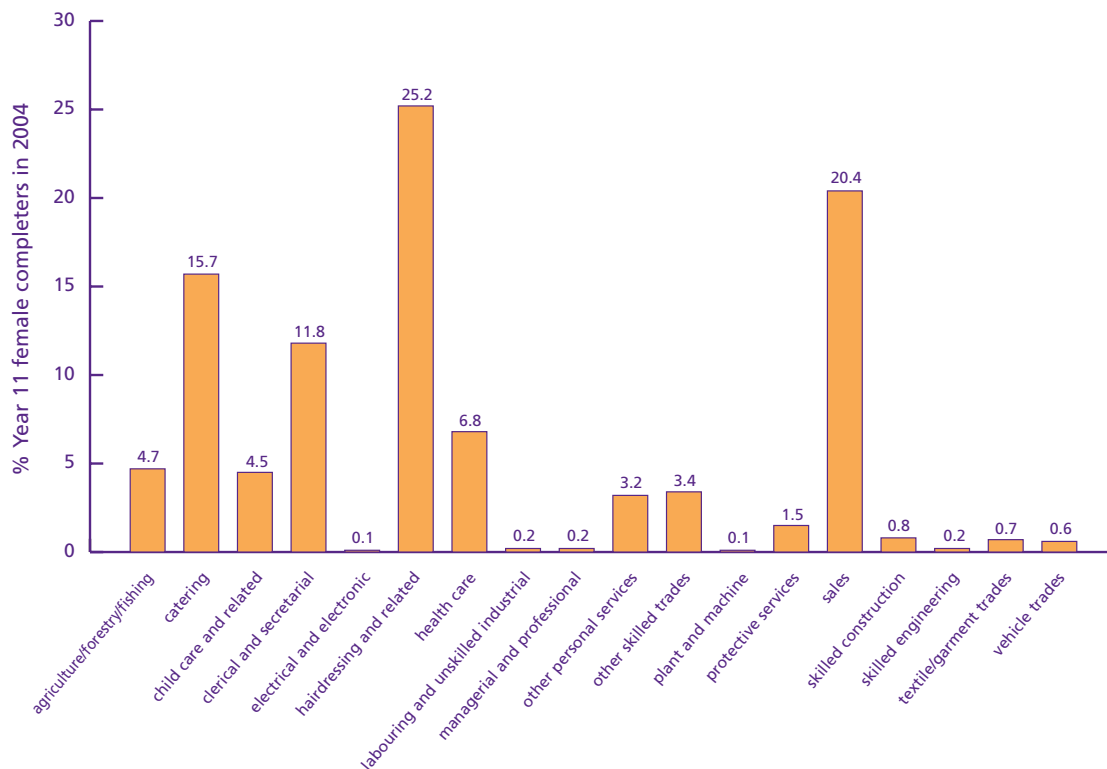


- There were 2,498 year 11 completers who entered jobs or training, and whose occupational area was known. Year 11 completers who were known to have entered jobs and training options, but whose precise occupational area was not known, have been excluded from this analysis.
- Year 11 completers entering skilled construction trades were the largest single group, 17.7% of the total. This is a much higher proportion than in 2003, when only 7.3% entered skilled construction. Many young people in the past, have not been able to find employer based opportunities in the construction industry, and the large increase is thought to be largely due to a greater number of such opportunities now being offered. The Construction Industry Training Board still reports long waiting lists of qualified and suitable candidates. Of 442 recorded entrants to skilled construction, only seven were female.
- The second largest occupational area was catering, accounting for 14.3% of labour market entrants. A more even balance of males and females was recorded here – 13.5% of male and 15.7% of female labour market entrants chose this area.
- Overall other popular areas included sales (13.2%), hairdressing and related work (9.2%), vehicle trades (7.7%), agriculture/forestry/fishing (7%), and clerical and secretarial occupations (5.3%).
- Very small percentages of year 11 females entered skilled construction, engineering and vehicle trades compared with year 11 males. Conversely, females formed the huge majority of entrants to hairdressing and related work, childcare and related work, healthcare, and to a lesser degree clerical and secretarial occupations. It would seem that for 16 year old labour market entrants at least, occupational choices are still made along very traditional lines.

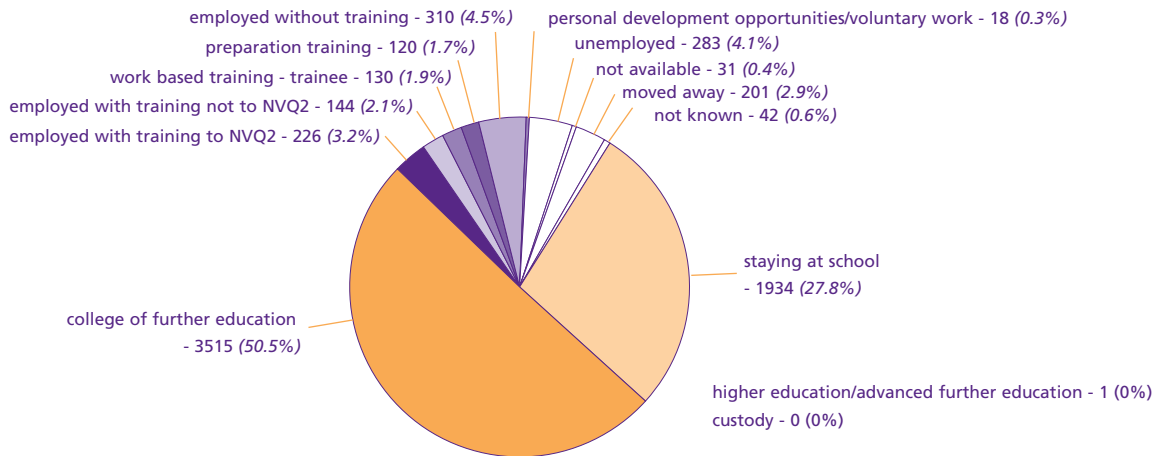
Occupational breakdown – year 11 completers males



Occupational breakdown – year 11 completers females

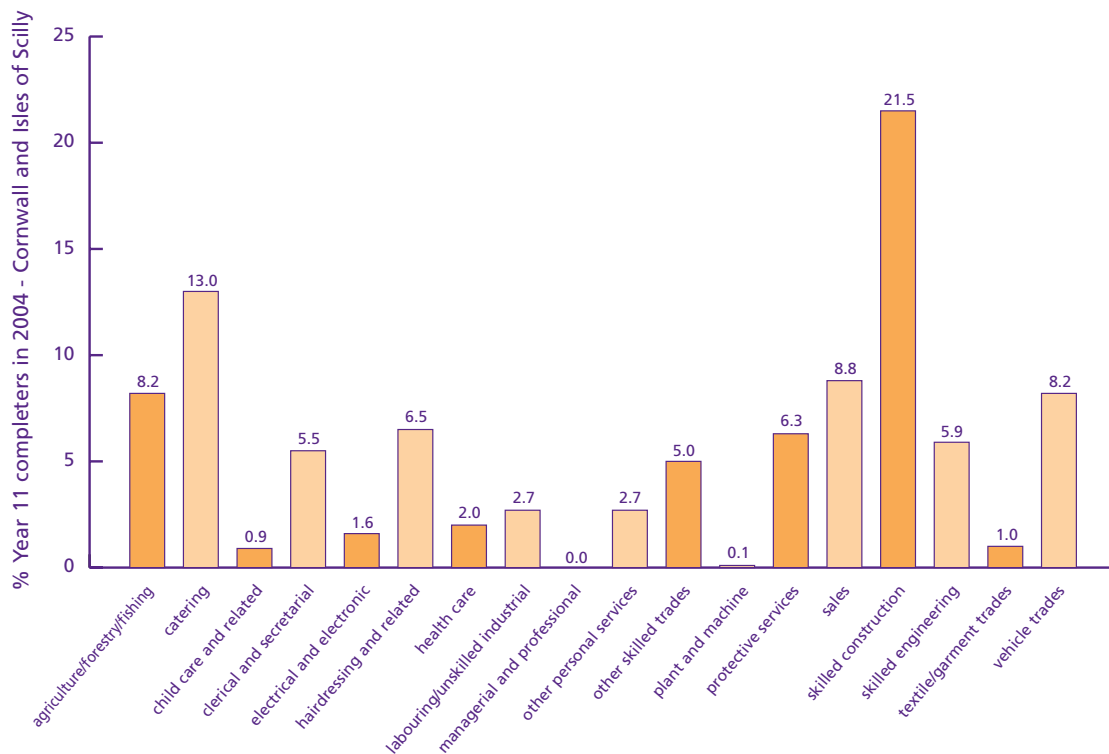


Destinations in Cornwall and the Isles of Scilly



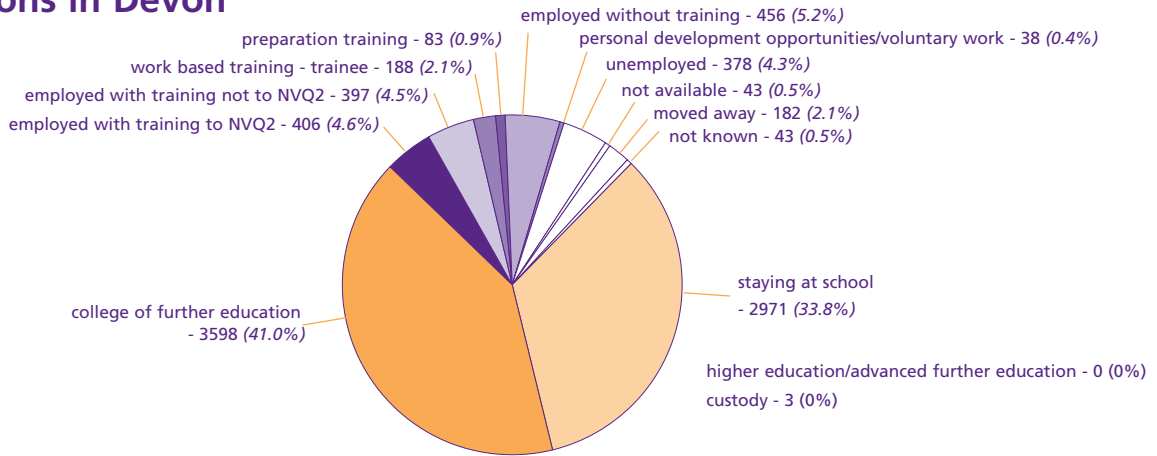
- The recorded year 11 cohort increased from 6,462 in 2002 to 6,799 in 2003 and 6,955 in 2004, representing an increase of 7.6% in two years.
- 85.1% remained in learning (including recognised work based learning).
- The number of year 11 completers remaining in full-time education rose from 4,845 in 2002 to 4,990 in 2003 and 5,449 in 2004. 78.3% of young people remained in full-time education in 2004 compared with 73.3% in 2003.
- The number of year 11 completers entering employment and training in 2004 was 930, compared with 884 in 2003, and 798 in 2002. In percentage terms 13.3% of the year 11 completers entered work or training, in 2004, compared with 13.0% in 2003, and 12.4% in 2002.
- The proportion of 2004 year 11 completers who were unemployed at the time of the survey, was 283 (4.1%). For 2003 completers the equivalent figure was 382 (5.6%), and for 2002 completers 5%. The number recorded as not available for employment, education or training due, for example, to motherhood, or long term limiting illness or disability, was 31 in 2004, compared with 51 in 2003, and 38 in 2002.
- The percentage of year 11 completers whose destination was not known, fell to 0.6% in 2004, from 1% in 2003.

Occupational breakdown (percentage) of year 11 completers who entered work and training – Cornwall and Isles of Scilly



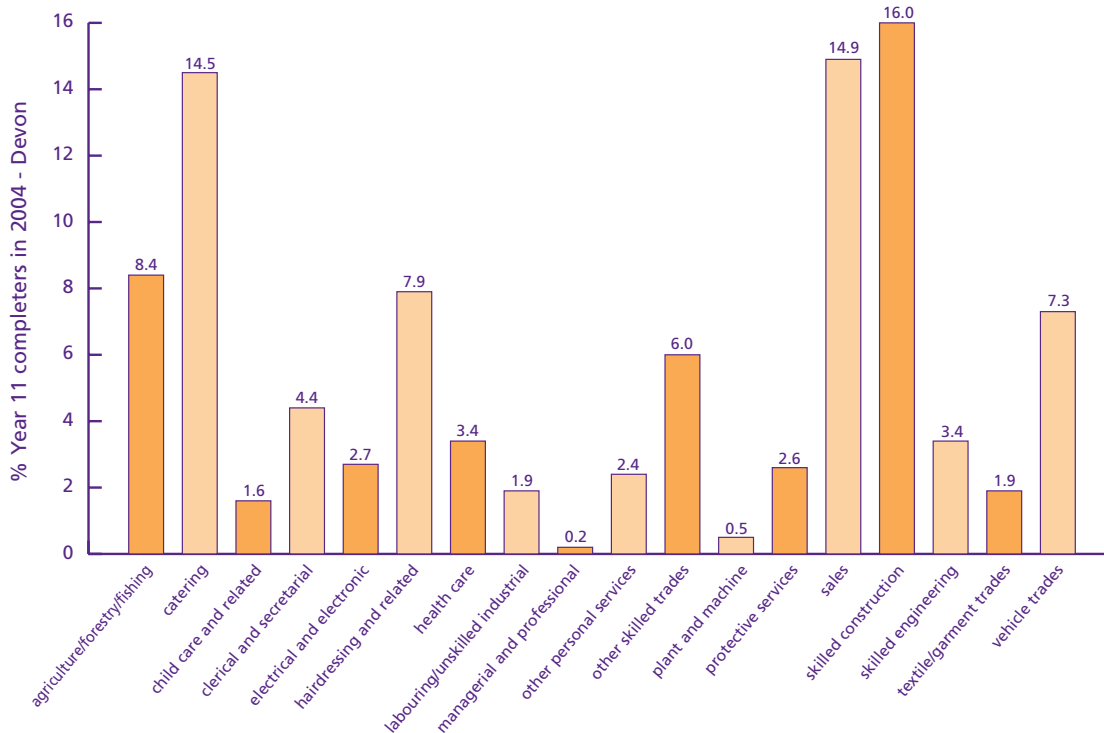
- The largest proportion of work and training entrants (21.5%) went into skilled construction, followed by catering (13%), sales (8.8%), agriculture/forestry/fishing (8.2%), and vehicle trades (8.2%).
- The biggest change in labour market entrants was a marked increase in those entering the construction industry, from 7.5% in 2003 to 21.5% in 2004.

Destinations in Devon



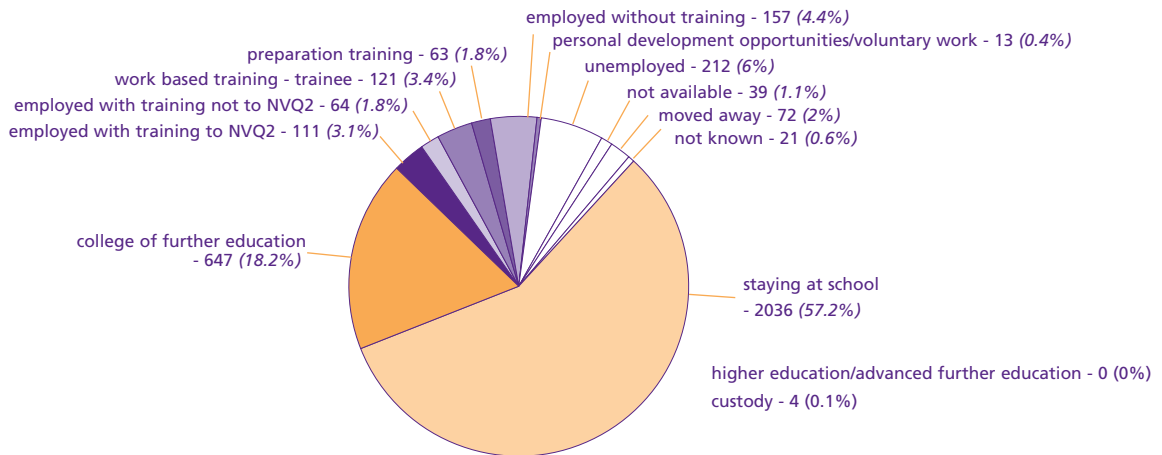
- The recorded year 11 cohort increased from 8,511 in 2002 to 8,628 in 2003 and 8,786 in 2004, representing an increase of 3.2% in two years.
- 82.4% remained in learning (including recognised work based learning).
- The number of year 11 completers remaining in full-time education, rose from 6,038 in 2002 to 6,154 in 2003, and 6,569 in 2004. 74.8% of year 11 completers remained in full-time education in 2004, compared with 71.3% in 2003.
- The number of year 11 completers entering employment and training in 2004 was 1,530, compared with 1,547 in 2003, and 1,449 in 2002. In percentage terms 17.3% of year 11 completers entered work or training, in 2004, compared with 17.9% in 2003, and 17% in 2002.
- The proportion of 2004 year 11 completers who were unemployed at the time of the survey, was 4.3%. For 2003 year 11 completers the equivalent figure was 5.1%, and for 2002 year 11 completers the figure was 6%. The number recorded as not available for employment, education or training due, for example, to motherhood, long term limiting illness or disability, was 43 in 2004, compared with 36 in 2003, and 61 in 2002.
- The percentage of year 11 completers whose destination was not known, fell to 0.5% in 2004, from 0.7% in 2003.

Occupational breakdown of year 11 completers who entered work and training – Devon



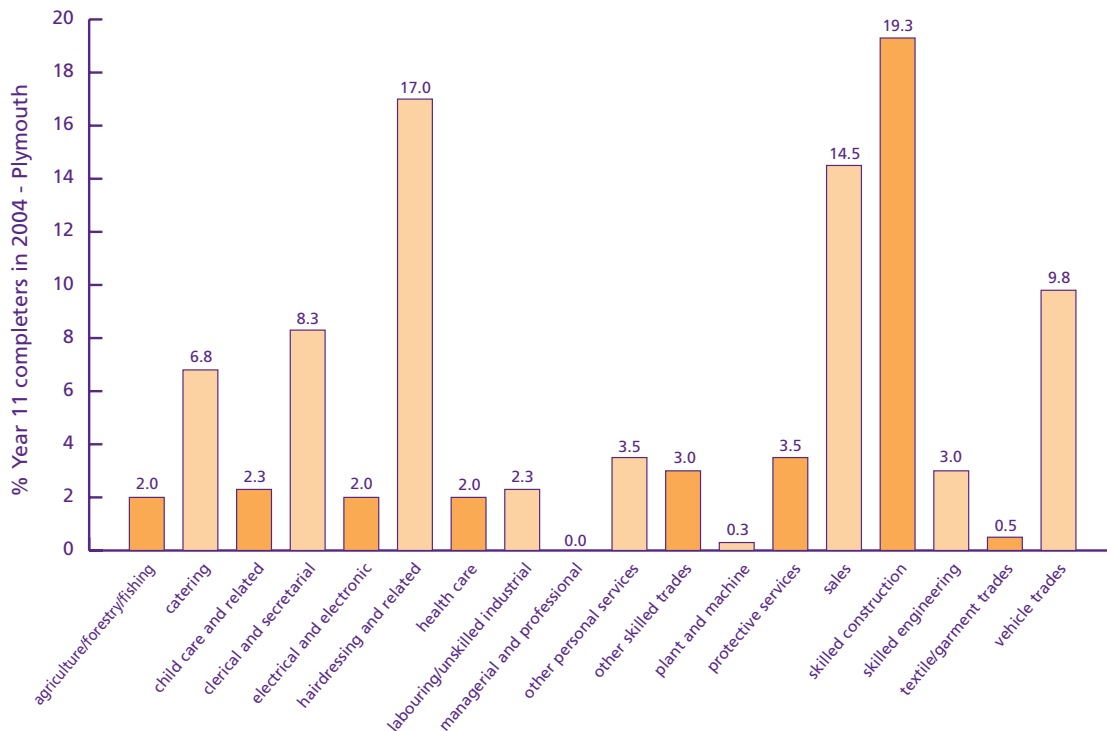
- The largest proportion of work and training entrants (16%) went into skilled construction, followed by sales (14.9%), catering (14.5%), agriculture/forestry/fishing (8.4%), and hairdressing and related occupations (7.9%). These areas were followed in popularity by vehicle trades (7.3%), other skilled trades (6%), clerical and secretarial work (4.4%), health care occupations (3.4%), and engineering occupations (3.4%).
- The biggest change in labour market entrants was a marked increase in those entering the construction industry, from 7.5% in 2003 to 16% in 2004.

Destinations in Plymouth



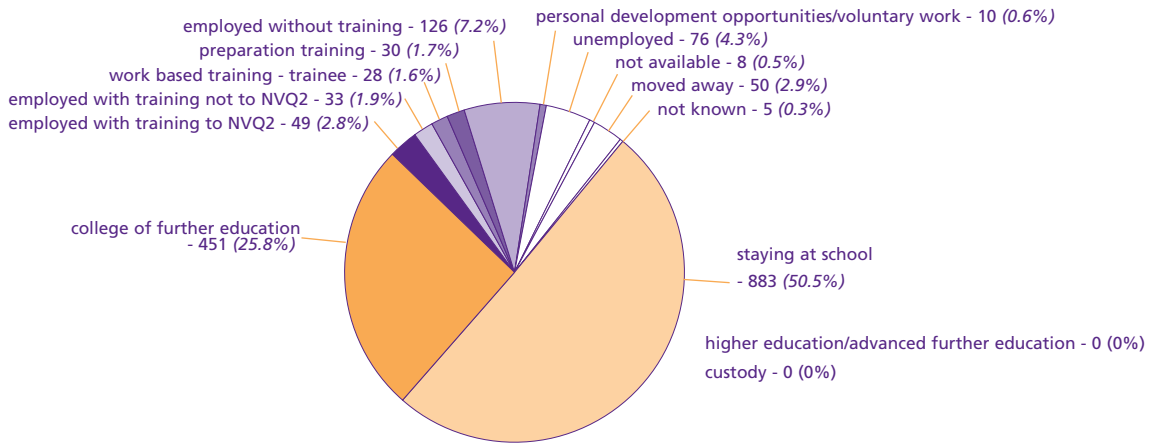
- The recorded year 11 cohort increased from 3,464 in 2002 to 3,531 in 2003, and 3,560 in 2004, representing an increase of 2.8% in two years.
- 83.7% remained in learning (including recognised work based learning).
- The number of year 11 completers remaining in full-time education, rose from 2,456 in 2002 to 2,518 in 2003, and 2,683 in 2004. 75.4% of young people remained in full-time education, in 2004, compared with 71.7% in 2003.
- The number of year 11 completers entering employment and training fell in 2004 to 516, compared with 590 in 2003, and 528 in 2002. In percentage terms 14.5% of year 11 completers entered work or training, in 2004 compared with 16.7% in 2003, and 15.3% in 2002.
- The proportion of 2004 year 11 completers who were unemployed at the time of the survey, was 6%. For 2003 year 11 completers, the equivalent figure was 6.9% and for 2002 year 11 completers the figure was 6.8%. The number recorded as not available for employment, education or training due, for example, to motherhood, long term limiting illness or disability, was 39 in 2004, compared with 22 in 2003, and 38 in 2002.
- The percentage of year 11 completers whose destination was not known, fell to 0.6% in 2004, from 0.7% in 2003.

Occupational breakdown (percentage) of year 11 completers who entered work and training – Plymouth



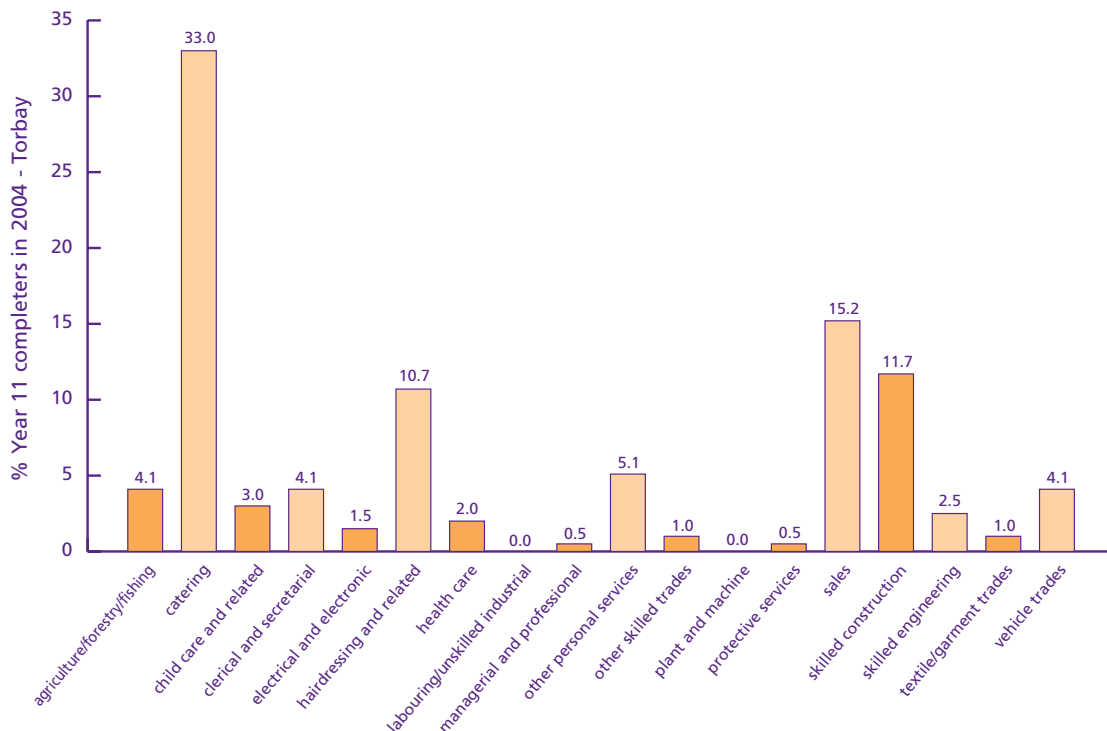
- The largest proportion of work and training entrants (19.3%) went into skilled construction, followed by hairdressing and related work (17%), sales (14.5%), vehicle trades (9.8%), and clerical and secretarial occupations (8.3%). These areas were followed in popularity by catering (6.8%), protective services (3.5%) and other personal service occupations (3.5%).
- The biggest change in labour market entrants was a marked increase in those entering the construction industry, from 7.1% in 2003 to 19.3% in 2004.

Destinations in Torbay



- The recorded 2004 year 11 cohort was 1,749, almost identical to the 1,739 recorded in 2003, but less than the 2002 cohort of 1,907.
- 82.4% remained in learning (including recognised work based learning).
- The number of year 11 completers remaining in full-time education rose, from 1,257 in 2003 to 1,334 in 2004, but still less than the 1,407, who remained in full-time education, from the larger 2002 cohort. 76.3% of year 11 completers remained in full-time education in 2004, compared with 72.2% in 2003.
- The number of year 11 completers entering employment and training fell in 2004 to 266, compared with 290 in 2003. In percentage terms 15.2% entered work or training in 2004, compared with 16.7% in 2003, but still significantly higher than the 11.7% who entered employment or training in 2002.
- The proportion of 2004 year 11 completers who were unemployed at the time of the survey, was 4.3%. For 2003 completers, the equivalent figure was 5.1%, and for 2002 completers 7%. The number recorded as not available for employment, education or training due, for example, to motherhood, long term limiting illness or disability, was 8 in 2004, compared with 15 in 2003, and 12 in 2002.
- The percentage of year 11 completers whose destination was not known fell, to 0.3% in 2004 from 0.5% in 2003.

Occupational breakdown of year 11 completers who entered work and training – Torbay



- The largest proportion of work and training entrants (33%) went into catering, followed by sales (15.2%), skilled construction (11.7%), hairdressing and related work (10.7%), and other personal service occupations (5.1%). These areas were followed in popularity by vehicle trades, clerical and secretarial work, and agriculture/forestry/fishing, all with 4.1% of labour market entrants.
- Since 2003 the proportion of entrants to catering and skilled construction has increased significantly, whilst the percentage of year 11 completers entering vehicle trades has fallen from 8% in 2003 to 4.1% in 2004.

Definitions of destination's categories

Staying at school –	includes those either remaining in the same school/community college/specialist school, or transferring to year 12 at an alternative school/community college/specialist school. Includes students at maintained, special and independent institutions.
Further education college –	students transferring to full-time courses at further education colleges, but excludes young people on Government supported work based learning (WBL) options, where their WBL provider is part of a further education college.
Employed with training towards NVQ2 or above –	includes young people in employed apprenticeships and other employment, where training is towards NVQ2 or above, or an equivalent qualification.
Employed with other training –	includes young people in employment where locally recognised good quality training is provided, that does not lead towards an NVQ or equivalent qualification.
Preparation training –	includes young people who are taking part in 'entry to employment' (e2e), and other Government supported specialist training provision for young people not yet ready to enter mainstream work or training.
Work based training trainee –	includes all those on Government supported work based training, who do not have a contract of employment with an employer, and who are not on preparation training.
Employed without training –	includes those in jobs where no structured training is provided.
Unemployed –	includes all those who are currently not in employment, education or training (NEET), but who are available for the labour market. Young people do not have to be formally registered as unemployed to be included in this category.
Not available –	includes all those who are not available for employment, education or training. This category would include young people whose caring responsibilities, health, disability, custodial sentence or other circumstances prevent them from engaging in employment, education or training.
Moved away –	includes all those who are known to have moved away from the Cornwall and Isles of Scilly, Devon, Plymouth and Torbay areas.
Not known –	includes those young people who Connexions Cornwall and Devon were unable to contact directly, to establish their current activity.
Personal development opportunities –	includes those young people engaged in unremunerated and largely part-time provision, that helps improve key skills, motivation and employability or addresses barriers to re-engagement.

This publication is available in large print, braille, tape or in languages other than English. Please phone 0800 9755111 to contact your nearest Connexions centre.

Connexions Cornwall and Devon Ltd is committed to improving its products and services. If you have any comments or complaints please contact John Reed, Head of Quality, Standards and Effectiveness, at the Partnership Office. Published March 2005.