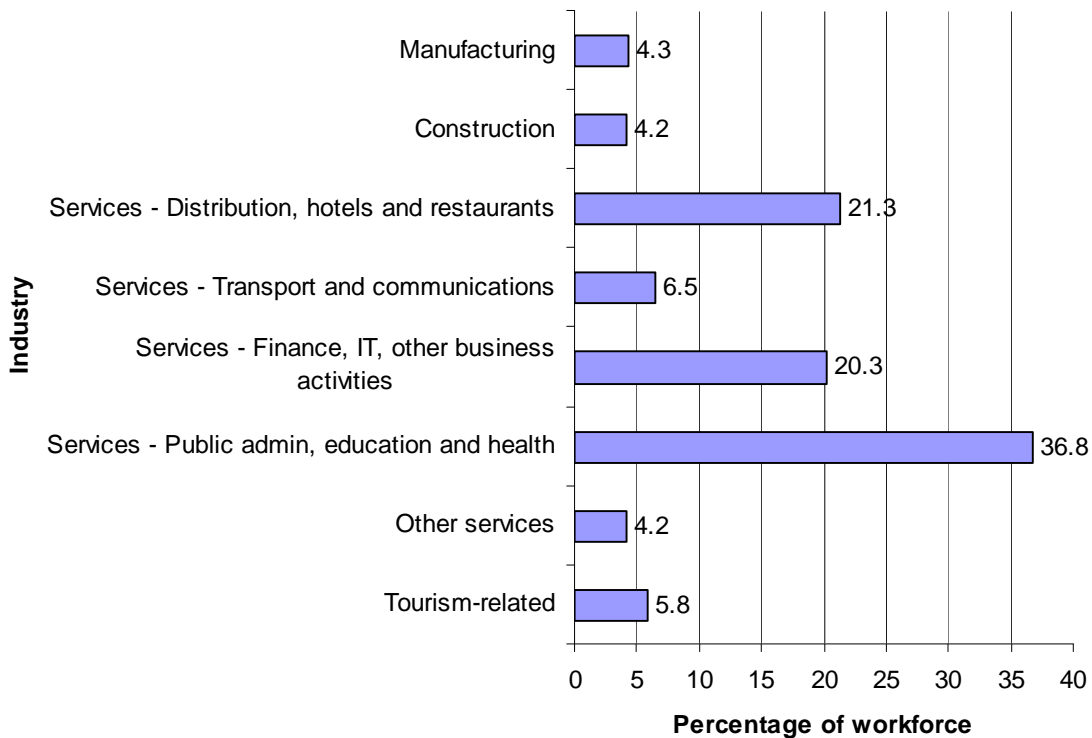


## Labour market information for Exeter

### How many people live and work in Exeter?

The ONS Annual Population Survey (2009) recorded 123,500 people living in Exeter. 66,500 people were in employment.

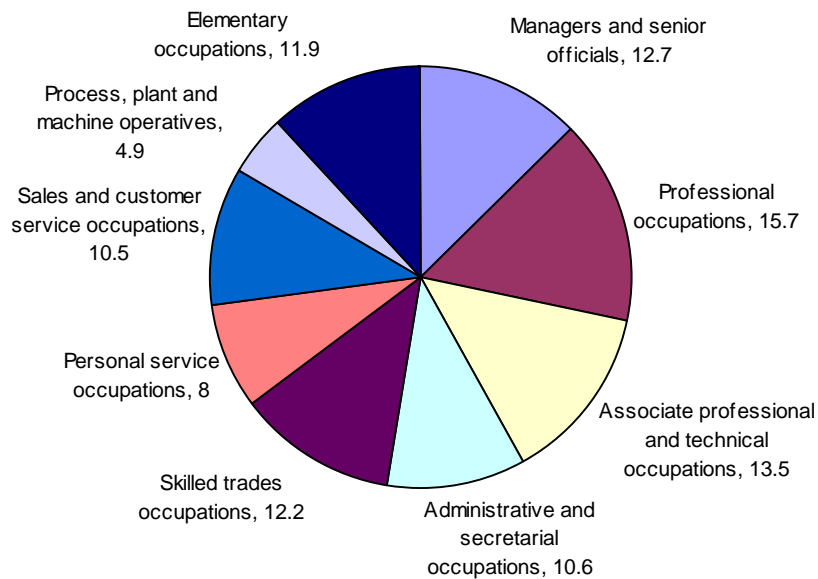
### What industries do people work in?



The largest sector of employment in Exeter is public admin, education and health, which employs 36.8% of the working population. The smallest sectors are other services and construction, which both employ 4.2%.

This information was correct at the time of print. Careers South West Ltd is committed to improving its products and services. If you have any comments or suggestions please contact us.

## What sort of jobs do people do?



## What wages are paid?

	Great Britain	South west	Exeter
Men – gross weekly pay	£534.40	£510.00	£451.50
Women – gross weekly pay	£426.60	£386.50	£369.40
Men and women – gross weekly pay	£491.00	£460.10	£424.40

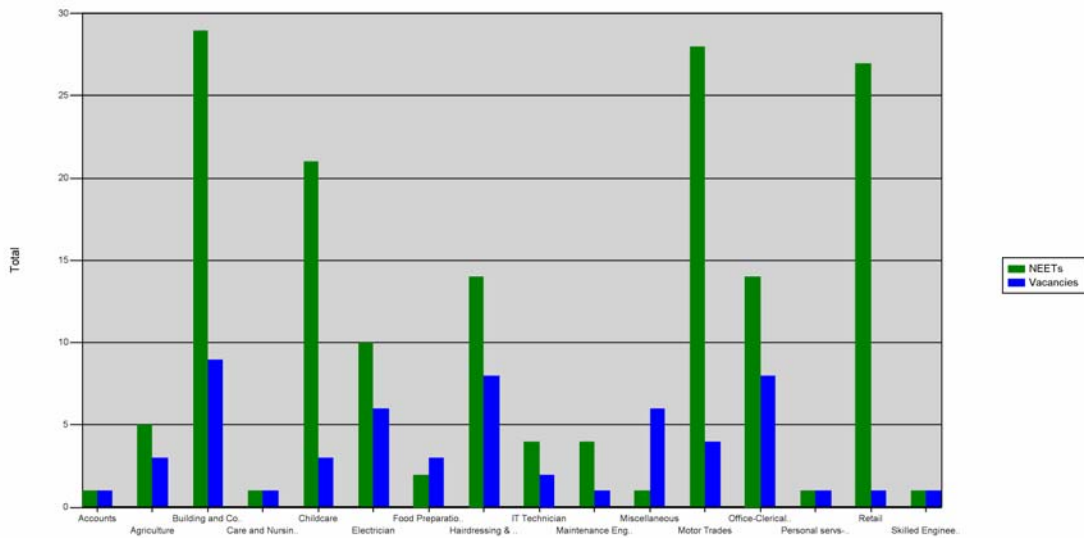
Annual Survey of Hours and Earnings (ASHE) – gross weekly wage for full time work

This information was correct at the time of print. Careers South West Ltd is committed to improving its products and services. If you have any comments or suggestions please contact us.

## What sorts of opportunities are available?

The chart below shows the number of young people looking for work (NEETs), and the vacancies available in Devon through the Connexions service in January 2010.

**Comparative analysis of occupational preference of young people (NEETs) aged 16-18 compared with actual vacancies for January 2010 (Devon)**



### Source of information:

Office for National Statistics (ONS) Annual Population Survey (2009).

This information was correct at the time of print. Careers South West Ltd is committed to improving its products and services. If you have any comments or suggestions please contact us.