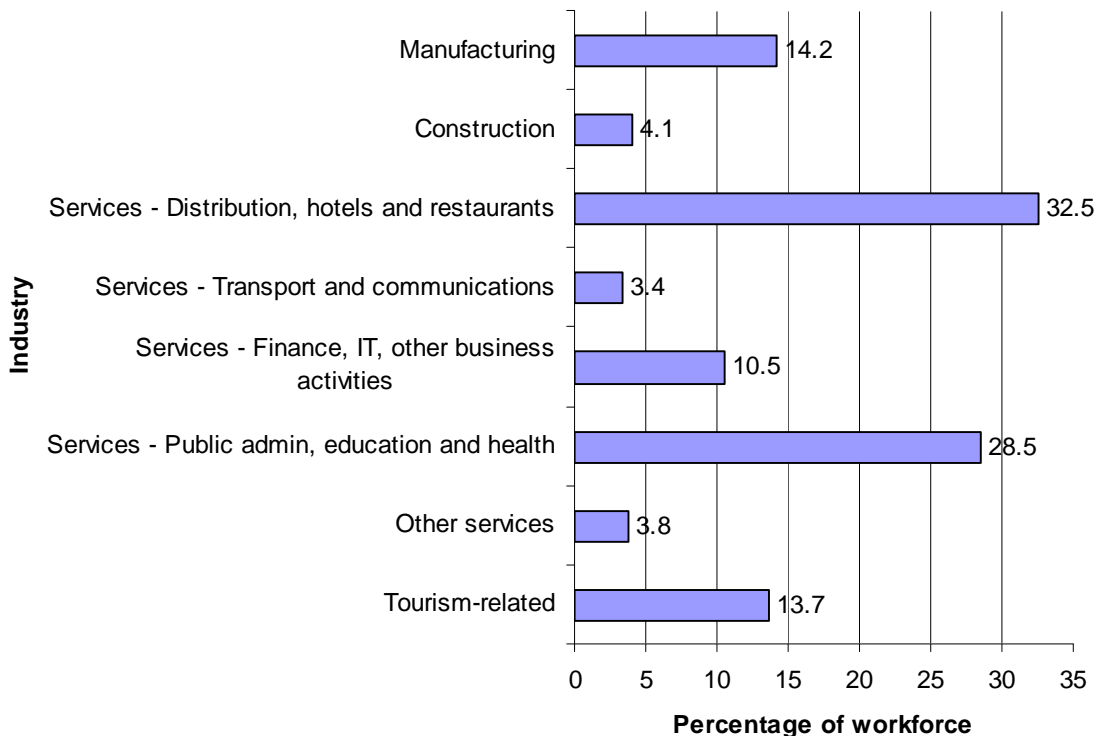


Labour market information for North Devon

How many people live and work in North Devon?

The ONS Annual Population Survey (2009) recorded 92,300 people living in North Devon. 43,700 people were in employment.

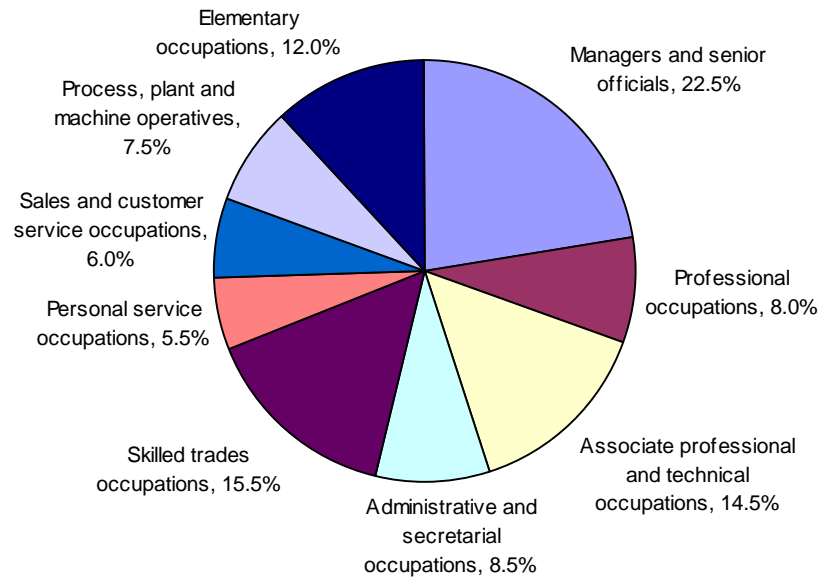
What industries do people work in?



The largest sector of employment in North Devon is distribution, hotels and restaurants, which employs 32.5% of the working population. The smallest sector is transport and communications at 3.4%.

This information was correct at the time of print. Careers South West Ltd is committed to improving its products and services. If you have any comments or suggestions please contact us.

What sort of jobs do people do?



What wages are paid?

	Great Britain	South west	North Devon
Men – gross weekly pay	£534.40	£510.00	£407.60
Women – gross weekly pay	£426.60	£386.50	£301.40
Men and women – gross weekly pay	£491.00	£460.10	£367.40

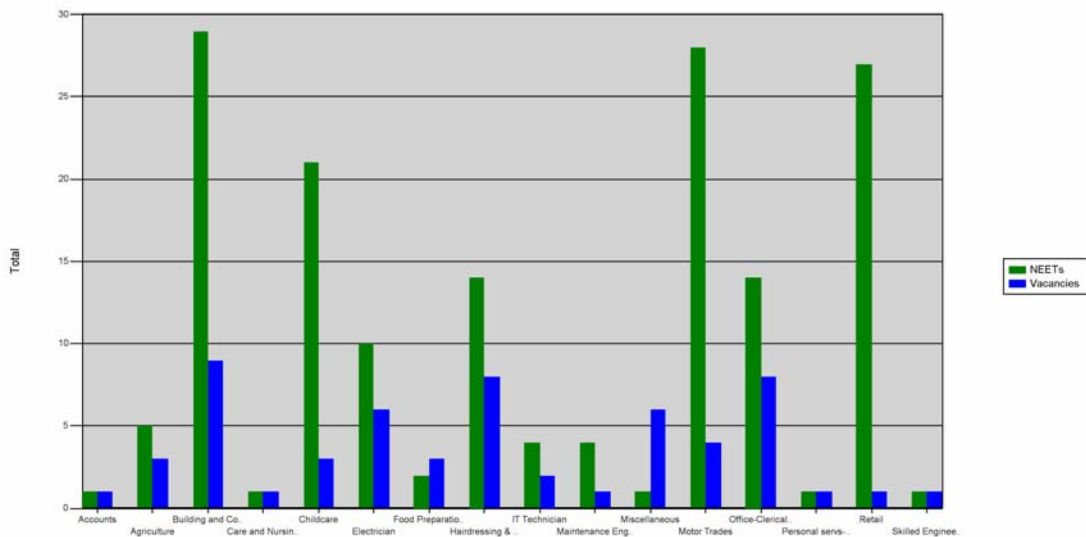
Annual Survey of Hours and Earnings (ASHE) – gross weekly wage for full time work

This information was correct at the time of print. Careers South West Ltd is committed to improving its products and services. If you have any comments or suggestions please contact us.

What sorts of opportunities are available?

The chart below shows the number of young people looking for work (NEETs), and the vacancies available in Devon through the Connexions service in January 2010.

Comparative analysis of occupational preference of young people (NEETs) aged 16-18 compared with actual vacancies for January 2010 (Devon)



Source of information:

Office for National Statistics (ONS) Annual Population Survey (2009).

This information was correct at the time of print. Careers South West Ltd is committed to improving its products and services. If you have any comments or suggestions please contact us.